


Sharing Out The Pot

In 2003 the UK Government had a total expenditure of 454 billion pounds (rounded figure). Below are the areas or departments where the money was spent. Can you decide how the money was split up? Put your guesses in the empty boxes.



Defence

£



Education

£



NHS

£




Other

£



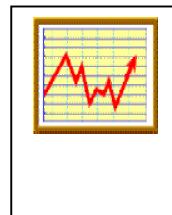
Housing & Environment

£




Law

£




Debt Interest

£




Health & Personal Services

£




Industry, Agriculture & Employment

£



Social Protection

£



Transport

£

Check!

Do all your figures add up to 454 billion pounds? Can you write 454 billion in figures?

How accurate were you? Ask your teacher, or follow this link to find how the money was actually spent

http://www.statistics.gov.uk/downloads/theme_compendia/UK2004/UK2004.pdf

How would you spend 454 billion pounds?